



MINI EXCAVATOR | 50Z-2 / 56Z-2 / 60C-2

Operating weight: 5,030 - 5,680kg Engine power: 36kW Bucket tearout: 38 / 42kN



TOUGH TO BEAT.

Our new 4-6T Stage V compact excavators are more comfortable, easier to use and offer a lower cost of ownership. with the option of zero tailswing for easy and safe maneuverability in confined spaces, or conventional tailswing for improved lift capacity and stability, these machines offer tough to beat versatility.



TOUGH TO BEAT FOR PERFORMANCE.

The new Stage V Perkins 36kW engine provides up to 5% fuel savings with zero compromise to machine performance and no AdBlue needed.



TOUGH TO BEAT FOR SAFETY.

Improved visibility, integrated rear camera, follow me home LED lights, unique 2GO system and 5 years' subscription to JCB Livelink contributing to safer working.

TOUGH TO BEAT FOR COMFORT.

Increased productivity comes from a comfortable operating environment: a large, quiet cab, thumb controlled boom swing and auxiliary and a hands free bluetooth radio.



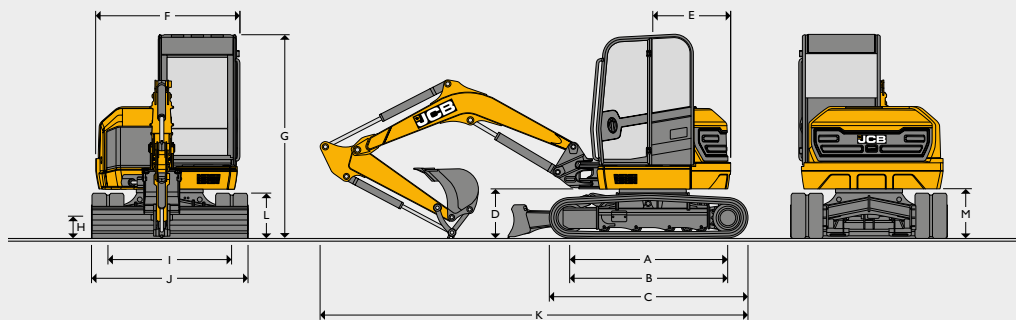
TOUGH TO BEAT FOR EASE OF USE.

7" colour screen with rotary dial control, programmable flow for up to 10 attachments and auto auxiliary venting allows easy attachment changeover.

TOUGH TO BEAT FOR COST OF OWNERSHIP.

Minimal downtime, with a machine healthcheck displayed on screen before starting. Fuel saving features include one touch idle, programmable auto idle & engine shutdown.

STATIC DIMENSIONS



STATIC DIMENSIONS

		50Z-2	56Z-2	60C-2
A	Sprocket idler centres	mm	1985	1985
B	Track length on ground	mm	1985	1985
C	Undercarriage overall length – rubber	mm	2490	2490
	Undercarriage overall length – steel	mm	2490	2490
D	Kingpost clearance	mm	631	631
E	Tailswing radius (standard / heavy counterweight)	mm	975 / 1030	1000
F	Overall width of superstructure	mm	1845	1845
G	Height over cab	mm	2551	2551
H	Ground clearance	mm	300	300
I	Track gauge	mm	1550	1550
J	Width over tracks	mm	1950	1950
K	Transport length with standard dipper	mm	5353	5520
L	Track height	mm	560	560
M	Counterweight clearance	mm	618	618

ENGINE

Manufacturer		Perkins
Model		403J-E17T
Type		Turbo Charged 3 Cylinder
Emissions standard		Stage V
Fuel		Diesel
Cooling		Water Cooled
Capacity	ltr	1.663
Gross power ISO 14396	kW	36
Net power	kW	34
Max operating speed		2000rpm
Max. torque ISO 14396	Nm	166.5
Displacement	cc	1663
Gradeability	degrees	35
Starter motor	kW	2
Battery	V / amps	12 / 80Ah or 750CCA
Alternator	V / amps	12 / 120

UNDERCARRIAGE

		50Z-2	56Z-2	60C-2
No of top rollers		1	1	1
No of bottom rollers		4	4	4
Track width rubber (STD)	mm	400	400	400
Track width steel	mm	400	400	400
Ground bearing pressure (400mm tracks)	kg / cm ²	0.32	0.35	0.36
Track tensioning		Grease	Grease	Grease
Travel speed – low	kph	3	3	3
Travel speed – high	kph	4.6	4.6	4.6
Tractive effort	kN	35.7	38.1	40

HYDRAULIC SYSTEM

		50Z-2	56Z-2	60C-2
Pump	cc	63	63	63
Nominal output @ max rpm	lpm	126	126	126
Excavator/track main relief pressure	bar	240	265	265
Slew main relief pressure	bar	216	216	216
Auxiliary hydraulic pressure (low)	bar	190	190	190
Auxiliary hydraulic pressure (high)	bar	190	190	190
Auxiliary hydraulic flow (low)	lpm	40	40	40
Auxiliary hydraulic flow (high)	lpm	95	95	95
Hydraulic pump		Variable Displacement Piston		

WEIGHTS

		50Z-2	56Z-2	60C-2
Operating weight*	kg	5030	5542	5680
Shipping weight**	kg	4798	5310	5448
Machine with 400mm steel tracks	kg	(+)151	(+)151	(+)151
Machine with 550mm steel tracks	kg	(+)279	(+)279	(+)279
Machine with 400mm geogrip tracks	kg	(+)287	(+)287	(+)287
Machine with heavy duty counterweight	kg	(+)310	-	-
Machine with 1450mm dipper	kg	-	(-)39	-
Machine with 1570mm dipper	kg	(+)39	-	-
Machine with 1820mm dipper	kg	(+)59	-	-
Machine with Hydraulic Quick Hitch- Lift	kg	(+)9	(-)9	(-)9
Machine with Mechanical Quick Hitch- Lift	kg	(-)13	(-)13	(-)13
Machine with FOPS roof guard - Stage I	kg	(+)17	(+)17	(+)17
Ground bearing pressure (400mm tracks)	kg / cm ²	0.32	0.35	0.36

*Operating eight to ISO6016 including cab, rubber tracks, standard dipper, 460mm bucket, full tanks and a 75kg operator.

**Shipping weight to ISO6016 is mass of the base machine without operator, with fuel level at 10% of tank capacity.

SERVICE CAPACITIES				
		50Z-2	56Z-2	60C-2
Fuel tank	ltr	76	76	76
Engine coolant	ltr	12	12	12
Engine oil	ltr	5	5	5
Hydraulic system	ltr	100	100	100
Hydraulic tank	ltr	55	55	55

OPERATOR ENVIRONMENT				
		50Z-2	56Z-2	60C-2
Cab/canopy height	mm	2551	2551	2561
Cab/canopy height with FOGS guard LEVEL I	mm	2575	2575	2585
Cab/canopy length	mm	1291	1291	1491
Cab/canopy width	mm	1020	1020	1020
Door aperture	mm	552	552	595

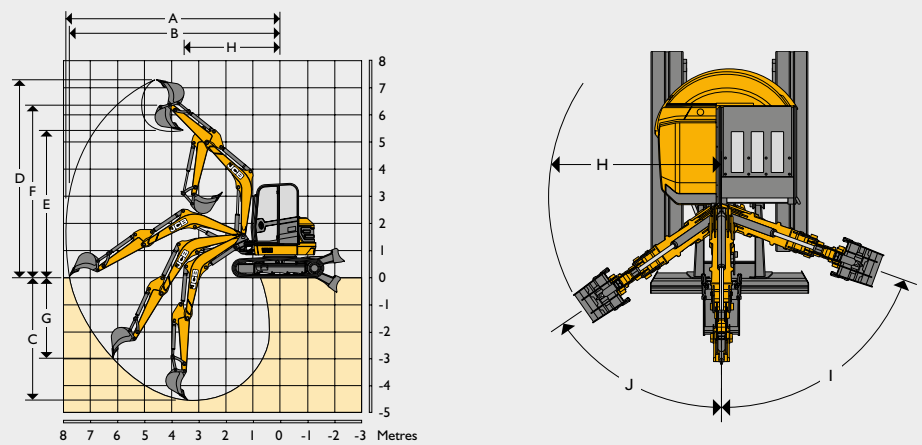
STANDARD EQUIPMENT	
	Fully glazed ROPS & TOPS certified cab with programmable Intermittent wiper with wash/wipe, 3 speed heater/demister with adjustable air vents, LCD display, Digital clock, Internal lockable toolbox, Cup holder & bottle holder, Coat hook, 12v accessory socket, Interior light, Bluetooth hands free USB radio, Full audio/visual warning systems, One touch idle, 5 power bands, ISO servo controls with electro-hydraulic dozer lever, Electro-proportional thumb controlled high flow double acting auxiliary, 10 selectable auxiliary flow rates, Joystick mounted hammer switch, Neutral start, Full control isolation, "2GO" hydraulic isolation, High back suspension seat, removable floor mat, Beacon ready kit, Two speed tracking, Auto-kickdown track motors, 400mm short pitch rubber tracks, Double element air cleaner, Heavy-duty alternator, Heavy-duty battery, Hydraulic slew braking with disc type park brake, ORFS hydraulics, Colour coded hydraulic hoses, 500 hour dig end & dozer greasing intervals, Heavy duty boom cylinder guard, Protected boom worklight, Quick release auxiliary couplers, 100% steel bodywork, dedicated tie down and lifting points, JCB Livelink telematics with 5 years subscription, CESAR datatag (UK only).

OPTIONAL EQUIPMENT	
	Air-conditioning, FOPS guard stage 1, Hose burst check valve lifting kit (dozer, boom & dipper), Mechanical quickhitch, Hydraulic quickhitch, Hydraulic quickhitch ready pipework, General purpose digging buckets, Ditch/grading buckets, Hydraulic hammers, LED rotating beacon, Travel alarm, Toolkit, Seatbelt engaged green beacon, Greasegun & cartridge, Exterior cab mounted mirrors, JCB Immobiliser (Unique key or keypad system), Dozer float, Thumb ready dipper, Special paint options, Tilt rotate ready installation.

*Standard and optional specifications may vary depending on regions. Please contact your dealer for more information.
















DOZER				
		50Z-2	56Z-2	60C-2
Dozer Type		2-way	2-way	2-way
Dozer length	mm	1141	1141	1141
Max height above ground	mm	433	433	433
Dig depth below ground	mm	464	464	464
Approach angle degrees	degrees	31	31	31
Width	mm	1962	1962	1962
Height	mm	400	400	400

WORKING RANGE


















		50Z-2	56Z-2	60C-2
Dipper length	mm	1470 / 1570	1570	1820
Boom length	mm	2700	2866	2866
A Max. digging reach	mm	5486 / 5962	6119	6260
B Max. digging reach on ground	mm	5714 / 5832	5995	6140
C Max. digging depth – dozer up	mm	3327 / 3447	3606	3856
Max. digging depth – dozer down	mm	3532 / 3652	3843	4077
D Max. digging height	mm	5387 / 5473	5664	5846
E Max. dump/load-over height	mm	4001 / 4088	4274	4456
F Max. height to dipper nose pivot pin	mm	4679 / 4764	4970	5152
G Max. vertical wallcut depth	mm	1971 / 2069	2052	2254
H Min. front swing radius (no offset)	mm	2599 / 2631	2641	2608
Min. front swing radius (fully offset)	mm	2123 / 2151	2160	2155
I Boom swing left	degrees	70	70	70
J Boom swing right	degrees	55	55	55
Bucket rotation	degrees	181	181	181
Dipper rotation	degrees	121	121	121
Bucket tearout (power position)	kN	38	42	42
Dipper tearout	kN	22 / 21	29	26
Slew speed	rpm	8.3	8.3	8.3

LIFT CAPACITIES – 400MM RUBBER TRACKS, 2700MM BOOM, 1450MM DIPPER, NO BUCKET. 50Z-2

Load Point	2.0m			3.0m			4.0m			5.0m			Capacity at maximum reach			
																Distance
Height	Dozer Up	Dozer Down	Over Side	Dozer Up	Dozer Down	Over Side	Dozer Up	Dozer Down	Over Side	Dozer Up	Dozer Down	Over Side	Dozer Up	Dozer Down	Over Side	Distance
m	kg	kg	kg	kg	kg	kg	kg	kg	kg	kg	kg	kg	kg	kg	kg	m
4.0													842*	842*	606	3.88
3.5							852	959*	582				739	784*	501	4.3
3.0				1190*	1190*	922	847	964*	577				651	777*	438	4.6
2.5				1321	1442*	873	832	1016*	564				594	747*	396	4.82
2.0				1260	1719*	820	812	1098*	546				556	706*	367	4.97
1.5				1208	1949*	775	790	1192*	525	544	899*	357	536	761*	352	5.04
1.0				1174	2085*	744	768	1280*	505	536	1009*	350	526	751*	343	5.06
0.5				1155	2125*	727	750	1347*	489	530	883*	345	529	812*	344	5.01
0.0				1148	2084*	721	738	1379*	477				544	866*	353	4.9
-0.5	1975*	1975*	1415	1150	1965*	723	731	1365*	471				574	922*	373	4.72
-1.0	2493	2824*	1425	1161	1756*	733	732	1288*	472				628	992*	408	4.46
-1.5	2517	2907*	1444	1184	1400*	753	743	1090*	483				720	1009*	469	4.1
-2.0	2269*	2269*	1476										898	958*	585	3.59
-2.5													754*	754*	754*	2.83
-3.0																

LIFT CAPACITIES – 400MM RUBBER TRACKS, 2700MM BOOM, 1570MM DIPPER, NO BUCKET. 50Z-2

Load Point	2.0m			3.0m			4.0m			5.0m			Capacity at maximum reach			
																Distance
Height	Dozer Up	Dozer Down	Over Side	Dozer Up	Dozer Down	Over Side	Dozer Up	Dozer Down	Over Side	Dozer Up	Dozer Down	Over Side	Dozer Up	Dozer Down	Over Side	Distance
m	kg	kg	kg	kg	kg	kg	kg	kg	kg	kg	kg	kg	kg	kg	kg	m
4.0							874*	874*	683				792*	792*	669	4.04
3.5							899*	899*	691				697*	697*	562	4.45
3.0							913*	913*	685				682*	682*	499	4.74
2.5							970*	970*	672				666*	666*	456	4.95
2.0				1361*	1361*	1036	951	1055*	653	652	941*	444	631	657*	428	5.09
1.5				1477	1645*	982	928	1154*	632	645	964*	437	609	636*	411	5.17
1.0				1423	1892*	935	905	1249*	611	636	988*	429	601	681*	404	5.18
0.5				1384	2052*	901	886	1324*	594	629	1003*	422	605	742*	405	5.13
0.0				1362	2115*	881	872	1366*	581	625	886*	418	619	742*	415	5.03
-0.5	1869*	1869*	1686	1352	2095*	873	864	1365*	574				653	856*	437	4.85
-1.0	2622*	2622*	1696	1352	1996*	872	863	1306*	572				707	885*	473	4.6
-1.5	2929	3086*	1714	1360	1811*	880	870	1152*	579				799	971*	535	4.26
-2.0	2485*	2485*	1743	1380	1497*	897							933*	933*	648	3.78
-2.5	1578*	1578*	1578*	879*	879*	879*							790*	790*	790*	3.09
-3.0																



Lift capacity over front.



Lift capacity full circle.
















Notes:

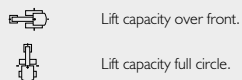
1. Lifting capacities are based on ISO 10567, that is: 75% of minimum tipping load or 87% of hydraulic lift capacity, whichever is the less. Lifting capacities marked* are based on hydraulic capacity.
2. Lift capacities assume that the machine is on firm level ground and equipped with an approved lifting point.
3. A bucket must be fitted when lifting, the weight of this bucket must be deducted from the above lift capacities.
4. Lift capacities may be limited by local regulations. Please refer to your dealer.

LIFT CAPACITIES – 400MM RUBBER TRACKS, 2866MM BOOM, 1570MM DIPPER, NO BUCKET. 56Z-2


Load Point	2.0m			3.0m			4.0m			5.0m			Capacity at maximum reach			
	Dozer Up	Dozer Down	Over Side	Dozer Up	Dozer Down	Over Side	Dozer Up	Dozer Down	Over Side	Dozer Up	Dozer Down	Over Side	Dozer Up	Dozer Down	Over Side	Distance
Height	kg	kg	kg	kg	kg	kg	kg	kg	kg	kg	kg	kg	kg	kg	kg	m
4.5													1100*	1100*	816	3.74
4.0							1059	1356*	738				939	976*	651	4.26
3.5							1060	1322*	739				807	905*	557	4.64
3.0							1049	1368*	729				725	869*	497	4.92
2.5				1681	1756*	1142	1030	1466*	712	702	1280*	480	671	859*	457	5.12
2.0				1616	2141*	1085	1006	1597*	690	694	1375*	473	636	881*	354	5.25
1.5				1546	2544*	1023	979	1738*	665	684	1416*	463	616	910*	414	5.32
1.0				1487	2862*	971	954	1866*	642	673	1455*	453	605	893*	405	5.34
0.5				1448	3032*	937	932	1960*	622	664	1476*	444	608	983*	406	5.29
0.0				1426	3066*	917	917	2003*	608	657	1464*	438	622	1020*	414	5.19
-0.5	2355*	2355*	1763	1416	2992*	909	907	1987*	599	655	1235*	436	652	1138*	434	5.02
-1.0	3048	3342*	1771	1416	2826*	909	904	1897*	597				701	1215*	467	4.78
-1.5	3069	4098*	1787	1424	2560*	915	909	1706*	601				784	1341*	523	4.45
-2.0	3104	3398*	1814	1441	2158*	931	929	1289*	619				926	1277*	618	4.01
-2.5	2334*	2334*	1858	1475	1499*	960							1115*	1115*	810	3.39
-3.0																

LIFT CAPACITIES – 400MM RUBBER TRACKS, 2866MM BOOM, 1820MM DIPPER, NO BUCKET. 60C-2

Load Point	2.0m			3.0m			4.0m			5.0m			Capacity at maximum reach			
	 Dozer Up	 Dozer Down	 Over Side	 Dozer Up	 Dozer Down	 Over Side	 Dozer Up	 Dozer Down	 Over Side	 Dozer Up	 Dozer Down	 Over Side	 Dozer Up	 Dozer Down	 Over Side	Distance
Height	kg	kg	kg	kg	kg	kg	kg	kg	kg	kg	kg	kg	kg	kg	kg	m
4.5													1067*	1116*	962	3949
4.0							1055*	1081*	957				976*	1021*	806	4413
3.5							1039*	1064*	956				901	965*	712	4761
3.0							1076*	1102*	946	830	1007*	656	823	933*	651	5022
2.5							1153*	1181*	930	827	1124*	654	771	918*	610	5211
2.0				1554*	1590*	1400	1164	1286*	910	820	1151*	647	738	916*	583	5337
1.5				1790	1903*	1345	1139	1404*	886	811	1190*	638	718	927*	566	5405
1.0				1732	2184*	1294	1116	1517*	865	801	1228*	629	711	950*	560	5418
0.5				1690	2380*	1258	1096	1610*	847	793	1256*	622	715	987*	562	5376
0.0				1665	2479*	1236	1081	1668*	833	787	1262*	616	731	1043*	574	5278
-0.5	1933*	1978*	1933*	1654	2486*	1226	1072	1681*	826	786	1226*	616	763	1123*	598	5121
-1.0	2662*	2724*	2314	1654	2410*	1226	1071	1640*	824				814	1166*	638	4895
-1.5	3521	3644*	2335	1662	2252*	1233	1077	1527*	830				896	1157*	700	4592
-2.0	3112*	3189*	2366	1681	1991*	1249	1094	1285*	845				1033	1130*	802	4186
-2.5	2421*	2483*	2411	1529*	1569*	1277							1031*	1059*	988	3640
-3.0	1381*	1420*	1381*										816*	840*	816*	2835



- Notes:**
- Lifting capacities are based on ISO 10567, that is: 75% of minimum tipping load or 87% of hydraulic lift capacity, whichever is the less. Lifting capacities marked* are based on hydraulic capacity.
 - Lift capacities assume that the machine is on firm level ground and equipped with an approved lifting point.
 - A bucket must be fitted when lifting, the weight of this bucket must be deducted from the above lift capacities.
 - Lift capacities may be limited by local regulations. Please refer to your dealer.



ONE COMPANY, OVER 300 MACHINES.

Your nearest JCB dealer

Mini Excavator 50Z-2 / 56Z-2 / 60C-2

Operating weight: 5,030 - 5,680kg Engine power: 36kW Bucket tearout: 38 / 42kN

JCB Sales Limited, Rokester, Staffordshire, United Kingdom ST14 5JP

Tel: +44 (0)1889 590312 Email: salesinfo@jcb.com

Download the very latest information on this product range at: www.jcb.com

©2021 JCB Sales. All rights reserved. No part of this publication may be reproduced, stored in a retrieval system, or transmitted in any form or by any other means, electronic, mechanical, photocopying or otherwise, without prior permission from JCB Sales. All references in this publication to operating weights, sizes, capacities and other performance measurements are provided for guidance only and may vary dependant upon the exact specification of machine. They should not therefore be relied upon in relation to suitability for a particular application. Guidance and advice should always be sought from your JCB Dealer. JCB reserves the right to change specifications without notice. Illustrations and specifications shown may include optional equipment and accessories. All images are correct at time of print. The JCB logo is a registered trademark of J C Bamford Excavators Ltd.

