

KUBOTA MINI-EXCAVATOR K008-5 / U10-5



Engine output (PS):

K008-5: 10.3

U10-5: 10.3

Machine weight (kg):

K008-5: 975

U10-5: 1,125

Standard equipment

Model	K008-5	U10-5
Engine/Fuel system		
Kubota original engine	●	●
Double-element air cleaner	●	●
Battery isolator	●	●
Undercarriage		
180 mm rubber track	●	●
Variable track	●	●
2-speed travel		●
Double flange track rollers (piece number on each track)	2 pcs	3 pcs
Hydraulic system		
Pressure accumulator		●
Hydraulic pressure checking ports	●	●
1st auxiliary circuit (AUX1) via foot pedal control	●	●
Safety system		
Engine start safety system	●	●
Kubota original anti-theft system	●	●
Hydraulic lock system		●
Operating lever lock	●	

Model	K008-5	U10-5
Working equipment		
1 LED working light on the boom	●	●
Canopy		
ROPS (Roll-over Protective Structure, ISO3471)	●	●
Retractable orange seatbelt with alert function	●	●
Hydraulic pilot control levers with wrist rests		●

Optional equipment

Model	K008-5	U10-5
Safety system		
Travel alarm	●	●
Others		
AUX1 2-way circuit	●	●
Bio oil	●	●
Special paint	●	●
Beacon light	●	●

Lifting capacity

K008-5 kN (ton)

Lift Point	Lifting point radius (1 m)		Lifting point radius (2 m)		Lifting point radius (2.5 m)	
	Over-front	Over-side	Over-front	Over-side	Over-front	Over-side
Height	Blade Down	Blade Up	Blade Down	Blade Up	Blade Down	Blade Up
2.0 m	-	-	1.9 (0.20)	1.5 (0.15)	1.2 (0.13)	-
1.0 m	-	-	2.0 (0.21)	1.5 (0.15)	1.2 (0.12)	1.7 (0.17)
0 m	6.0 (0.61)	3.8 (0.39)	2.9 (0.29)	2.2 (0.23)	1.3 (0.14)	1.1 (0.11)
-1.0 m	3.6 (0.37)	3.6 (0.37)	2.9 (0.30)	1.3 (0.13)	1.3 (0.13)	1.0 (0.10)

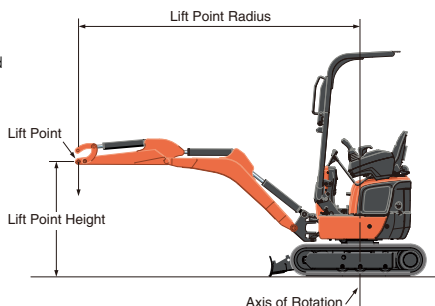
U10□5 kN (ton)

Lift Point	Lifting point radius (1.5 m)		Lifting point radius (2 m)		Lifting point radius (max.)	
	Over-front	Over-side	Over-front	Over-side	Over-front	Over-side
Height	Blade Down	Blade Up	Blade Down	Blade Up	Blade Down	Blade Up
2.0 m	-	-	1.8 (0.18)	1.8 (0.18)	1.6 (0.16)	-
1.0 m	3.1 (0.31)	2.8 (0.28)	2.3 (0.24)	2.3 (0.24)	1.8 (0.18)	1.5 (0.15)
0.5 m	4.4 (0.45)	2.5 (0.26)	2.1 (0.21)	2.7 (0.27)	1.7 (0.17)	1.4 (0.14)
0 m	4.1 (0.42)	2.4 (0.24)	2.0 (0.20)	2.6 (0.27)	1.6 (0.16)	1.3 (0.14)
-1.0 m	2.6 (0.26)	2.4 (0.24)	2.0 (0.20)	1.7 (0.18)	1.6 (0.16)	1.3 (0.13)

Please note:

* The lifting capacities are based on ISO 10567 and do not exceed 75% of the static tilt load of the machine or 87% of the hydraulic lifting capacity of the machine.

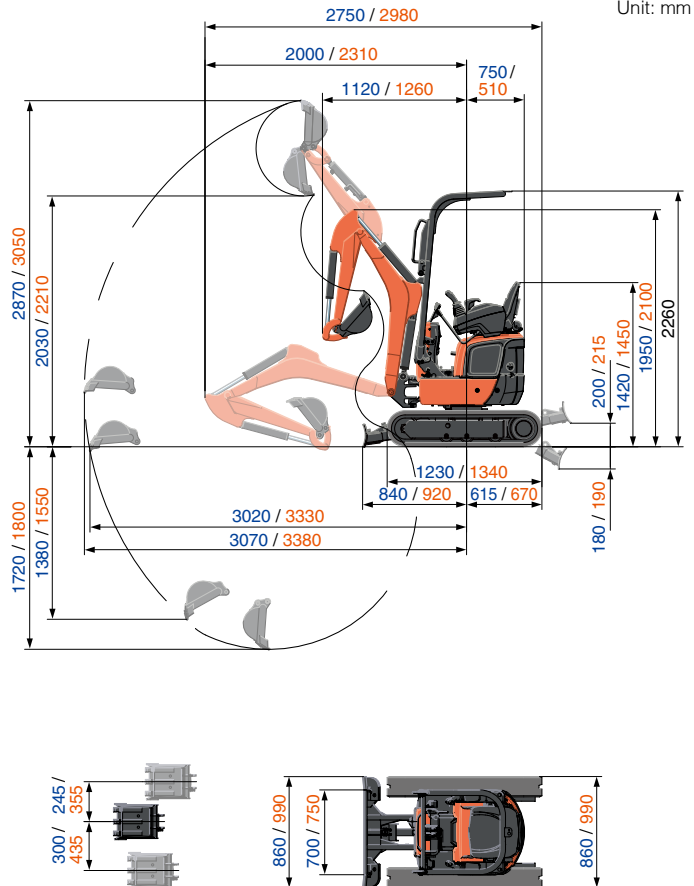
* The excavator bucket, hook, sling and other lifting accessories are not included on this table.



Working range

K008-5 / U10-5

Unit: mm



* Working ranges are with Kubota original bucket, without quick coupler.

*Specifications are subject to change without notice for purpose of improvement.

Specifications

Model		K008-5	U10-5
Operating weight**	kg	1050	1200
Bucket capacity std. SAE/CECE	m ³	0.022 / 0.018	0.024 / 0.020
Bucket width (with side teeth / without side teeth)	mm	368 / 350	398 / 380
Engine			
Model		D722-E4-BH-4	D722-E4-BH-5
Type		Water-cooled diesel engine E-TVCS	
Output ISO 14396 NET	PS/rpm	10.3 / 2050	10.3 / 2050
	kW/rpm	7.6 / 2050	7.6 / 2050
Number of cylinder		3	3
Bore x Stroke	mm	67 x 68	67 x 68
Displacement	cc	719	719
Dimensions			
Overall length	mm	2750	2980
Overall height	mm	2260	2260
Swivelling speed	rpm	8.3	8.3
Rubber shoe width	mm	180	180
Tumbler distance	mm	900	1010
Dozer size (width x height)	mm	700 / 860 x 200	750 / 990 x 200
Hydraulic pumps			
P1, P2		Gear pump	Gear pump
Flow rate	ℓ/min	10.5 + 10.5	10.5 + 10.5
Hydraulic pressure	MPa (kgf / cm ²)	16.2 (165)	17.2 (175)
P3		–	Gear pump
Flow rate	ℓ/min	–	3.1
Hydraulic pressure	MPa (kgf / cm ²)	–	3.9 (40)
Max. digging force (arm / bucket)	kN (kgf)	4.5 (460) / 9.8 (1000)	5.4 (550) / 10.4 (1060)
Boom swing angle (left / right)	deg.	55 / 55	55 / 55
Auxiliary circuit			
Flow rate	ℓ/min	21	21
Hydraulic pressure	MPa (kgf / cm ²)	16.2 (165)	17.2 (175)
Hydraulic reservoir	ℓ	13.5	12.6
Fuel tank capacity	ℓ	12	12
Max. travelling speed (low / high)	km/h	2	2 / 4
Ground contact pressure	kPa (kgf / cm ²)	28.1 (0.28)	29.0 (0.30)
Ground clearance	mm	150	140
Noise level			
LpA / LwA (2000/14/EC)	dB (A)	76 / 90	77 / 90
Vibration**2			
Hand arm system (ISO 5349-1:2001)			
Digging / Levelling	m/s ² RMS	<2.5 / <2.5	<2.5 / <2.5
Driving / Idling	m/s ² RMS	<2.5 / <2.5	5.93 / <2.5
Whole body (ISO 2631-1:1997)			
Digging / Levelling	m/s ² RMS	<0.5 / <0.5	<0.5 / <0.5
Driving / Idling	m/s ² RMS	1.15 / <0.5	2.32 / <0.5

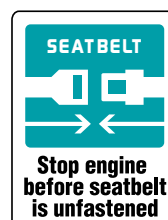
*1 With standard bucket ready for operation. Machine weight includes 75 kg operator.

**2 These values are measured under specific conditions at maximum engine speed and can deviate, depending on the operating status.



KUBOTA EUROPE S.A.S.

19, rue Jules Verceyusse
 Zone Industrielle - CS50088
 95101 Argenteuil Cedex France
 Téléphone : (33) 01 34 26 34 34
 Télécopieur : (33) 01 34 26 34 99



Kubota Genuine and Approved Parts

for maximum performance, durability and safety



<https://www.kubota-eu.com>